




Ensure Circuit Breaker in Service Panel is "Off"




Attach Floor Temp. Sensor Cable to Connectors "C" & "D" on Thermostat Base



Remove Continuity Monitors. Attach Heater Hook-up Wires to "LOAD" Terminals 1 & 4 on Thermostat Base



Attach Power Cable to "LINE" Terminals 2 & 3 on Thermostat Base



Connect Green Ground Wires from Heaters to House Ground (Not Attached To Stat Base)




Secure Thermostat Base to Electrical Box with Appropriate Screws



Clip Face of Thermostat onto the Base and tighten the Screw at Bottom of Unit



Remove Protective Plastic Film from Face of Thermostat



Turn Circuit Breaker in Service Panel "ON". Continue Programming